


Facing System Maintenance



Licensors

User defined

- Name
- Westblock Gravity Stone MSE
- World Block Knob-Style
- World Block Knob-Style, 30x60x30
- World Block Knob-Style, 30x60x30, no cap
- World Block Landscape Block
- World Block Landscape Block, 1" setback



Properties Mutli Depth Sets

Name
World Block Knob-Style

- Unit Type
- Block
 - Wire Mesh
 - Gabion
 - Extender

Face Height: 24.000
Short Height: 0.000
Cap Height: 8.000 inch

Face Widths (only 1st required): 48.000, 0.000, 0.000 inch

Width Ratios (Quantity Reporting): 1, 1, 1

Depth: 24.000 inch
RC Ratio: 1.00

C. of Gravity: 12.000 inch
% Hollow Core: 10.00
Pins / Unit: 0

SRW Mass *: 2400.000 lb
Unit Weight: 149.898 lb/ft³
Connectors / Unit: 0

Facia Batter: 0.000 °
Batter 2: 0.000
Batter 3: 0.000

Base Height: 0.000
Base Width: 0.000
Base Depth: 0.000

Max Rein. Separation: 1.00 Blocks

Init. Shear Cap.: 5500.000 lb/ft
Max. Shear: 6622.000 lb/ft
Shear Angle: 14.50 °

- + New
- Copy
- Save
- Cancel
- Delete

Close


Facing System Maintenance



Licensors

User defined

- Name
- Westblock Gravity Stone MSE
- World Block Knob-Style
- World Block Knob-Style, 30x60x30
- World Block Knob-Style, 30x60x30, no cap
- World Block Landscape Block**
- World Block Landscape Block, 1" setback



Properties Mutli Depth Sets

Name
World Block Landscape Block

- Unit Type
- Block
 - Wire Mesh
 - Gabion
 - Extender

Face Height: 24.000
Short Height: 0.000
Cap Height: 8.000 inch

Face Widths (only 1st required): 48.000, 0.000, 0.000 inch

Width Ratios (Quantity Reporting): 1, 1, 1

Depth: 24.000 inch
RC Ratio: 0.00

C. of Gravity: 12.000 inch
% Hollow Core: 10.00
Pins / Unit: 0

SRW Mass *: 2450.000 lb
Unit Weight: 153.021 lb/ft³
Connectors / Unit: 0

Facia Batter: 4.760 °
Batter 2: 0.000
Batter 3: 0.000

Base Height: 0.000
Base Width: 0.000
Base Depth: 0.000

Max Rein. Separation: 3.00 Blocks

Init. Shear Cap.: 1687.000 lb/ft
Max. Shear: 7246.000 lb/ft
Shear Angle: 48.00 °

- + New
- Copy
- Save
- Cancel
- Delete

Close


Facing System Maintenance



Licensors

User defined

- Name
- World Block Landscape Block, 24x48x52
- World Block Landscape Block, no cap
- World Block Mid-Size with cap
- World Block Mid-Size, no cap
- World Block V-Interlock
- World Block V-Interlock Block, 24x72x24, no cap



Properties Mutli Depth Sets

Name
World Block Mid-Size with cap

- Unit Type
- Block
 - Wire Mesh
 - Gabion
 - Extender

Face Height: 12.000
Short Height: 0.000
Cap Height: 6.000 inch

Face Widths (only 1st required): 24.000, 0.000, 0.000 inch

Width Ratios (Quantity Reporting): 1, 1, 1

Depth: 25.750 inch
RC Ratio: 1.00

C. of Gravity: 12.875 inch
% Hollow Core: 20.00
Pins / Unit: 0

SRW Mass *: 564.000 lb
Unit Weight: 131.328 lb/ft³
Connectors / Unit: 0

Facia Batter: 4.760 °
Batter 2: 0.000
Batter 3: 0.000

Base Height: 0.000
Base Width: 0.000
Base Depth: 0.000

Max Rein. Separation: 2.00 Blocks

Init. Shear Cap.: 4200.000 lb/ft
Max. Shear: 5776.000 lb/ft
Shear Angle: 16.00 °

- + New
- Copy
- Save
- Cancel
- Delete

Close


Facing System Maintenance



Licensors

User defined

- Name
- World Block Landscape Block, 24x48x52
- World Block Landscape Block, no cap
- World Block Mid-Size with cap
- World Block Mid-Size, no cap
- World Block V-Interlock**
- World Block V-Interlock Block, 24x72x24, no cap



Properties Mutli Depth Sets

Name
World Block V-Interlock

- Unit Type
- Block
 - Wire Mesh
 - Gabion
 - Extender

- + New
- Copy
- Save
- Cancel
- Delete

Face Height: 24.000
Short Height: 0.000
Cap Height: 6.000 inch

Face Widths (only 1st required): 48.000, 0.000, 0.000 inch

Width Ratios (Quantity Reporting): 1, 1, 1

Depth: 24.000 inch
RC Ratio: 1.00

C. of Gravity: 12.000 inch
% Hollow Core: 10.00
Pins / Unit: 0

SRW Mass *: 2400.000 lb
Unit Weight: 149.898 lb/ft³
Connectors / Unit: 0

Facia Batter: 0.000 °
Batter 2: 0.000
Batter 3: 0.000

Base Height: 0.000
Base Width: 0.000
Base Depth: 0.000

Max Rein. Separation: 2.00 Blocks

Close

Init. Shear Cap.: 4500.000 lb/ft
Max. Shear: 5893.000 lb/ft
Shear Angle: 15.00 °